



Navigating WNC Data & Resources

Wednesday, February 11th, 2026



WNC Health Network exists to support people and organizations to improve community health and well-being across western North Carolina.

We leverage our unique regional role & skills to contribute to efforts addressing key health issues & health inequities in the region:

- We build local & regional capacity to plan, facilitate, implement, and evaluate community health improvement efforts at the population & performance levels
- We collect, curate & communicate high-quality, regional, population-level health data
- We support & enhance health communications



WWW.WNCHN.ORG



Navigating the Data & Resources

Data Program and What it Takes

What is included in the Dataset?

Accessing the Data & Resources

Demo

Q&A



Data Program WHAT IT TAKES



- WNC Healthy Impact Steering Committee
- WNC Healthy Impact Data Workgroup
- Regional Data Team
- Contractors & Interns
- Mountain DEEP
 - ABIPA
 - EBCI PHHS
 - UNETE
 - CSE
- Survey Ambassadors



\$750,000 per cycle




Mountain DEEP

Mountain Data Equity and Engagement Partners (DEEP) Team

Results for 2024

1. Further infuse data equity into our processes
2. Oversample so that we can uncover health disparities through disaggregation



Priorities identified by Mountain DEEP:

 Community

 Trust

 Communication

Health Data Topics (Primary)

Access to Healthcare

- Unable to get needed medical care and why, lack of health insurance coverage, unable to access Rx due to cost, telemedicine

Discrimination

- Threatened or harrassed, getting health care, in a school setting, physical effects

Housing Security, Financial Security and Food Security

Modifiable Health Risks

- Physical activity, overweight/obesity

Morbidity (Disease Prevalence)

- Heart disease, stroke, high BP and cholesterol, diabetes/pre-diabetes, asthma, COPD

Substance Use

- Alcohol, tobacco, opioid, life affected by substance use

Mental Health

- Self-rated mental health, 7+ days of poor mental health, access, stress, suicide ideation, loneliness, resilience

Climate and Health



Health Data Topics (Secondary)

Demographic Data

Population by Sex, Age, Race/ Ethnicity, Disability Status, Urban/ Rural; Homelessness, Housing Cost, Educational Attainment, Poverty, Vehicle Access, Internet and Computer Access

Pregnant Person/ Birth

Pregnancy Trends, Abortion Trends, Prenatal Smoking and Care, Low Birth Weight, Infant Mortality, Pre-term Births

Morbidity/ Mortality

Life Expectancy, Cause of Death, Cancer Incidence and Mortality Trends, Heart Disease Mortality, CLRD Mortality, Diabetes Mortality, UMVI Mortality, Suicide Mortality, Diabetes and Obesity Prevalence, Acute/ Chronic Hepatitis B and C Incidence Trends

Behaviors

Crime trends, Drug-related Arrests, Sexual Assault, Domestic Violence, Juvenile Justice, Child Abuse

Resources

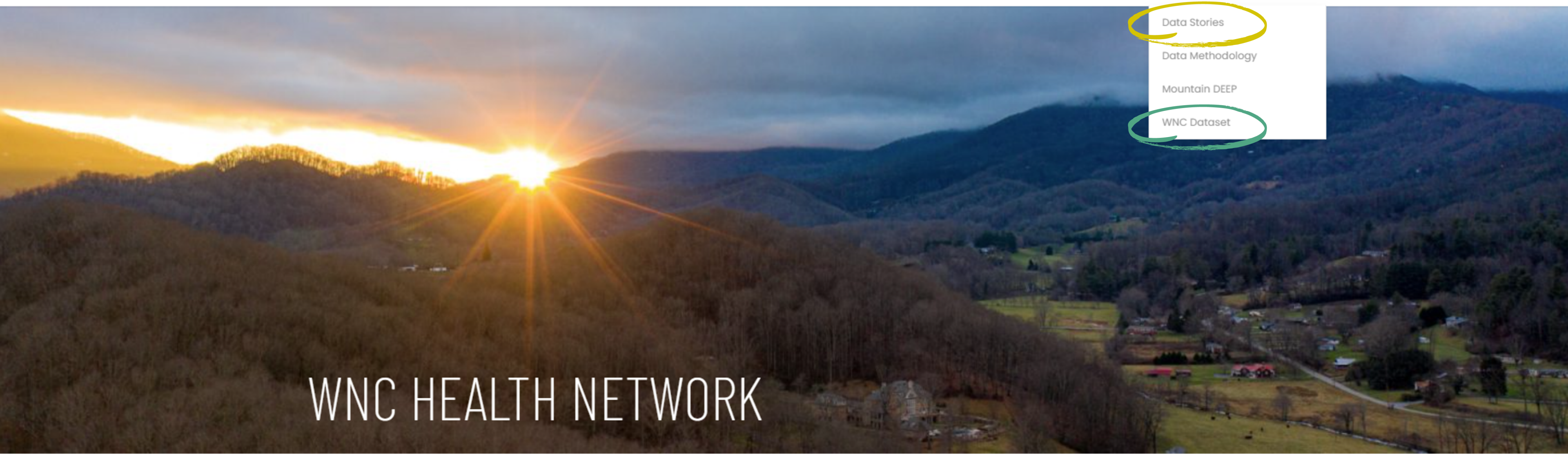
Health Professionals, Licensed Adult Care/ Home Health and Hospice/ Mental Health Facilities, Area Mental Health/ Alcohol and Drug Treatment Center Utilization Trends

Physical Environment

Air Quality, Community Water Systems, Solid Waste Disposal, Landfill Capacity

ACCESSING WNC DATA





WNC HEALTH NETWORK

Supporting healthy and thriving communities in Western North Carolina.

- [Data Stories](#)
- [Data Methodology](#)
- [Mountain DEEP](#)
- [WNC Dataset](#)



WNC DATA / REGIONAL DATA

[Data Stories Landing Page](#) | [Local Priorities & Reports](#) | [WNC Dataset](#)

Request WNC Data

2025 16 COUNTY AND 18 COUNTY DATA WORKBOOK NOW AVAILABLE!

We appreciate your interest in the regional data compiled by WNC Health Network. To gain instant access to the WNC Data Workbooks, we kindly request that you share a little bit about yourself and your interests with us.

The WNC Data Workbooks include primary data (WNC Regional Community Health Survey 2012, 2015, 2018, 2021, and 2024) and secondary data from various sources.

Regional data are available thanks to contributions from hospitals in the 16-county region of western North Carolina and Dogwood Health Trust.

Regional Data (16 Counties) – 2025 Data Workbook Now Available

Counties include: Buncombe, Cherokee, Clay, Graham, Haywood, Henderson, Jackson, Macon, Madison, McDowell, Mitchell, Polk, Rutherford, Swain, Transylvania, and Yancey.

Regional Data (18 Counties) – 2025 Data Workbook Now Available

Counties include: Avery, Buncombe, Burke, Cherokee, Clay, Graham, Haywood, Henderson, Jackson, Macon, Madison, McDowell, Mitchell, Polk, Rutherford, Swain, Transylvania, and Yancey.

Regional Community Health Survey Data for Avery and Burke is available for 2012, 2021 and 2024 only.

If you have questions or feedback, please [contact us](#).

REQUEST REGIONAL DATA (16 COUNTIES)

Name *

First

Last

REQUEST REGIONAL DATA (18 COUNTIES)

Name *

First

Last





Big (Not So) Scary Spreadsheet



WNC - 18 COUNTY DATA WORKBOOK	
2025 Update	
Index	

This report was made possible by the generous support of Dogwood Health Trust, AdventHealth Hendersonville, AdventHealth Polk, Cherokee Indian Hospital, Erlanger Western Carolina Hospital, Mission Health, Rutherford Regional Health System, and UNC Health Pardee.



Subject	Data Source	Data Type	WNC Health Issue: Chronic Disease, Health Behaviors, Health Inequities, Mental Health, Substance Misues, and Social Determinants of Health (SDoH)	Main Group Description or Relev	Disaggregated by Race and/or Ethnicity	Graphics	Time Period	Data Update Information
Population by Sex, Age	Secondary	Demographic		All			2010, 2023	Updated September 2025
Population by Race, Ethnicity	Secondary	Demographic		All	County-level		2010, 2023	Updated September 2025
Community Welcoming to All Races/Ethnicities	Primary	Community	Health Inequities	Adults	Regional level	PRC County Chart	2021, 2024	Survey Data Updated 2024
Threatened or Harassed Because of Race/Ethnicity	Primary	Community	Health Inequities	Adults	Regional level	PRC County Chart	2021, 2024	Survey Data Updated 2024
Treated Unfairly when Getting Medical Care	Primary	Community	Health Inequities	Adults	Regional level	PRC County Chart	2021, 2024	Survey Data Updated 2024
Treated Unfairly at School	Primary	Community	Health Inequities	Adults	Regional level	PRC County Chart	2021, 2024	Survey Data Updated 2024
Criticized for Accent	Primary	Community	Health Inequities	Adults	Regional level	PRC County Chart	2021	Survey Data Added 2021
Experienced Negative Physical Symptoms due to Unfair Treatment	Primary	Community	Health Inequities	Adults	Regional level	PRC County Chart	2024	Survey Data Added 2024
Population Change by Decade to 2050	Secondary	Demographic		All		Chart	Trend	Updated September 2025
Population Change by Year to 2050	Secondary	Demographic		All			Trend	Updated September 2025
Demographic Mobility	Secondary	Demographic		All		Chart	Trend	Updated September 2025
Birth Rate Trend	Secondary	Demographic		All	County-level	Chart	Trend	Updated September 2025
Population Change by Age	Secondary	Demographic		All			Trend	Updated September 2025
Elderly Population Change Trend	Secondary	Demographic		Seniors		Chart	Trend	Updated September 2025
Youth Population Change Trend	Secondary	Demographic		Youth		Chart	Trend	Updated September 2025
Family Composition	Secondary	Demographic		All			2023	Updated September 2025
Grandparents	Secondary	Demographic		Seniors			2023	Updated September 2025
County is a Fair/Poor Place to Live	Primary	Community		Adults	Regional level	PRC County Chart	2015, 2018, 2021, 2024	Survey Data Updated 2024
Have Someone to Rely on for Help or Support	Primary	Community		Adults	Regional level	PRC County Chart	2021, 2024	Survey Data Updated 2024
Feels Lonely	Primary	Community		Adults	Regional level	PRC County Chart	2024	Survey Data Updated 2024
Disability Status by Age and Race	Secondary	Demographic		All	County-level		2023	Updated September 2025
Disability Status by Type of Disability	Secondary	Demographic		All			2023	Updated September 2025
Military Veterans	Secondary	Demographic		Adults		Chart	2023	Updated September 2025
Household Language	Secondary	Community		All			2023	Updated September 2025
Voting Trend	Secondary	Community		Adults	County-level		2024	Updated September 2024
Urban and Rural Population	Secondary	Community		All			2020	Updated September 2025
Homeless Population	Secondary	Community	SDoH	All			Trend	Updated September 2025
Educational Attainment	Secondary	Education		Adults		Chart	Trend	Updated September 2025
School Enrollment	Secondary	Education		Youth			Trend	Updated September 2025

Navigation bar with tabs: Index, Pop by Sex, Age, Pop by Race, Ethnicity, Community Welcoming, Threatened or Harassed, Treated Unfairly Medical, Treated Unfairly School, Criticized for Accent, Experienced Negative Sym. A yellow arrow points to the 'Index' tab.



Specific data or topics you'd like to learn more about today?

- Specific county-level data
- Multi-sector data integration
- Violence Prevention
- Substance Use
- Diabetes
- Prenatal/maternal health

Other Data Resources



WNC Data
Stories


Mental Health
Substance Use
Food Insecurity
Housing
Climate & Health



Research &
Reports

Connecting Poverty
and Mental Health
Health Trends in WNC
Discrimination as a
Health Risk

Magic Wand



**What could make
accessing the data easier
for you?**

**What data do you wish
existed?**



Thank You!

Jo Bradley, Director of Collaborative Data & Research

WNC Health Network

Jo.Bradley@WNCHN.org

Sign up for our e-newsletter:



Donate