



State of the County Health Report

Haywood County
March 2015



www.haywoodnc.net
www.healthyhaywood.org

WNCHEALTHYIMPACT

HAYWOOD COUNTY 2014



Board of Health and Human Services


- Beverly Brock/Consumer, Public Member, Advocate
- Dr. Kristel W. Causby/Optomtrist
- Judith Covin/Registered Nurse
- Kimberly Ferguson/Pharmacist
- Dr. Matthew Holmes/Psychiatrist
- Amy Huber/Social Worker
- Robert J. Knoedler/Engineer
- Dr. David McCracken/Veterinarian
- Dr. Eric S. Morrison/Dentist
- Judy Price-Brookshire/Public Member
- Sandy Riggs/Vice-Chair, Consumer, Public Member
- Mark S. Swanger Jr./Commissioner
- Martha Teater/Public Member
- Paul M. Turner, Jr./Chairman, Public Member
- Murat Yazan/Consumer, Public Member

HAYWOOD COUNTY 2014



Public Health Services Division Management Team


- Lisa Davis *Child Health Supervisor*
- Diana Garlough *Dental Office Manager*
- Pam Henson *Laboratory Supervisor*
- Danielle Miller *Nutrition/WIC Director*
- Carmine Rocco *Director, Public Health Services Division*
- Steve Valentine *Environmental Health Supervisor*



HAYWOOD COUNTY 2014

Services offered at the Haywood County Health and Human Services Agency, Public Health Services Division

- Adult Health
- Care Coordination for Children
- Child Health
- Communicable Disease Control
- Dental Clinic
- Emergency Preparedness
- Environmental Health
- Family Planning
- General Clinic
- Health Education & Promotion
- Healthy Haywood
- Laboratory
- Pregnancy Care Management
- School Health
- WIC Nutrition Program




HAYWOOD COUNTY 2014

Top 10 Health Priorities 2014

1. Substance Abuse
2. Physical Activity & Nutrition
3. Chronic Disease
4. Social Determinants of Health/Access to Care
5. Mental Health
6. Unintentional Injury
6. Maternal/Infant Health/ Unintended Pregnancy
7. Dental Health
8. Communicable Disease
9. Environmental Health

Source: <http://www.healthyhaywood.org/files/commhealthassess2013.pdf>



HAYWOOD COUNTY 2014

Haywood County Census Data

People QuickFacts	Haywood County	North Carolina
Population, 2013 estimate	59,183	9,848,060
Population, percent change, April 1, 2010 to July 1, 2012	0.2%	3.3%
Population, 2010	59,036	9,535,483
Persons under 5 years, percent, 2013	4.5%	6.2%
Persons under 18 years, percent, 2013	18.6%	23.2%
Persons 65 years and over, percent, 2013	23%	14.3%
Female persons, percent, 2013	51.8%	51.3%
White alone, percent, 2013 (a)	96.6%	71.7%
Black or African American alone, percent, 2013 (a)	1.2%	22.0%
American Indian and Alaska Native alone, percent, 2013 (a)	0.6%	1.6%
Asian alone, percent, 2013 (a)	0.5%	2.6%
Native Hawaiian and Other Pacific Islander, percent, 2013 (a)	Z	0.1%
Two or More Races, percent, 2013	1.0%	2.0%
Hispanic or Latino, percent, 2013 (b)	3.6%	8.9%
White alone, not Hispanic or Latino, percent, 2013	93.3%	64.4%

Source: <http://quickfacts.census.gov/qfd/states/37/37087.html>
 Note: Z indicates value greater than zero but less than half unit of measure shown.



10 Leading Causes of Death Mortality

Leading Cause of Death	Haywood County		NC	
	Rank	Rate	Rank	Rate
<i>(Five-Year Aggregate)</i>				
Heart Disease (2008-2012)	1	194.8	2	179.3
Total Cancer (2007-2011)	2	171.0	1	179.7
Chronic Lower Respiratory Disease (2007-2011)	3	51.5	3	46.6
Cerebrovascular Disease (2007-2011)	4	44.0	4	46.0
All Other Unintentional Injuries (2007-2011)	5	35.9	5	29.2

Source: <http://healthstats.publichealth.nc.gov/indicator/index/Categorized.html?CategorizedIndexName=7>
 Note: Accidental drug overdose is included in "All Other Unintentional Injuries."



10 Leading Causes of Death Mortality

Leading Cause of Death	Haywood County		NC	
	Rank	Rate	Rank	Rate
<i>(Five-Year Aggregate)</i>				
Pneumonia and Influenza (2007-2011)	6	20.4	9	17.9
Unintentional Motor Vehicle Injuries (2007-2011)	7	19.6	10	15.5
Alzheimer's Disease (2007-2011)	8	17.2	6	29
Suicide (2008-2012)	9	14.9	12	12.2
Diabetes Mellitus (2007-2011)	10	14.8	7	22.0

Source: <http://healthstats.publichealth.nc.gov/indicator/index/Categorized.html?CategorizedIndexName=7>



Communicable Disease Report

ANIMAL BITES: 157

HEPATITIS C, ACUTE: 3

AIDS: 0

HIV INFECTION: 4

CAMPYLOBACTER INFECTION: 21

NON-GONOCOCCAL URETHRITIS (NGU): 3

CHLAMYDIA - Lab confirmed: 104

PERTUSSIS (Whooping Cough) Lab-confirmed: 0

ENCEPHALITIS (LaCross Encephalitis): 2

SALMONELLOSIS: 9

GONORRHEA: 27

STREPTOCOCCAL INFECTION, Group A: 3

HEMOPHILUS INFLUENZAE, Invasive disease: 0

TUBERCULOSIS: 0

Source: Haywood County Health and Human Services Agency, Communicable Disease Program, January-December 2014



Environmental Health: On-Site Waste Water Activity

- Site visits and evaluations: 1179
- Number of Applications: 630
- Septic System Installation Inspections: 358
- Complaints Investigated: 63
- Notice of Violations: 7
- Total Number Permits Issued: 756

Source: Haywood County Health and Human Services Agency, Environmental Health Program, Fiscal Year 2013-2014 data



Environmental Health: Well Program Activity

- All permits Issued: 137
- Grout Inspections: 109
- All Certificates of Completion: 69
- Wells Sampled: 122
- Complaints Investigated: 0

Source: Haywood County Health and Human Services Agency, Environmental Health Program, Fiscal Year 2013-2014 data



Environmental Health: Food and Lodging Activity

- Inspections: 785
- Permits Issued: 184 (includes temporary food establishments)
- Complaints: 37
- Total Number of Food Service Establishments: 161 *

*Food establishments open to the public, including restaurants and food stands.
 Source: Haywood County Health and Human Services Agency, Environmental Health Program, Fiscal Year 2013-2014 data



Environmental Health: Complaints Investigated through Code Enforcement Program

- Garbage/Refuse: 17
- Debris/Junk: 9
- Rodents/Mosquitoes: 6
- Miscellaneous: 17
- Total Complaints Investigated: 49
- Total Visits: 117

*Miscellaneous includes mold, air quality, hazardous waste, etc.
 Source: Haywood County Health and Human Services Agency, Environmental Health Program, Fiscal Year 2013-2014 data



Dental Clinic

- Patient Demographics
 - Asian: 12
 - Black or African-American: 27
 - White: 1250
 - Other: 52
- Patient Encounters: 1341
- English: 1206
- Spanish: 134
- Korean: 1

Source: Haywood County Health and Human Services Agency, Dental Health Program, January 2014-December 2014



Women, Infants & Children

- State-Assigned Caseload: 1467
- Serves: 1470 a month
- Breastfeeding Peer Counselor serves: 500 (typical yearly caseload)
- HCHSA Program Budget: \$264,060
- Vendors: 9
- Total WIC \$ Spent in County: \$1,045,811

Source: Haywood County Health and Human Services Agency, Women, Infants & Children Program



Community Health Priorities & Improvement

- 1-Substance Abuse
- 2-Physical Activity and Nutrition
- 3-Chronic Disease



Our Health Priorities

Selected as a result of the most recent community health assessment


CHA and Community Health Improvement Plan

<http://www.healthyhaywood.org/about-us>



Data- Substance abuse

- Illicit drug use- 1.5% (HC), 1.8% (WNC)
- Binge drinking- 8.7% (HC), 10.6% (WNC)
- Current smokers- 19.6% (HC), 20.6% (WNC)



*HC= Haywood County

*WNC= Western North Carolina

Source: WNC Healthy Impact Assessment, 2012



Progress Highlights- Substance Abuse

- Materials were distributed promoting drug disposal sites (English and Spanish), the Sheriff's Office Tip Line and safe storage and use of prescription drugs
- The Drugs in Our Midst prayer walk had 400 participants and seven prayer stops
- Mountain Projects now distributes Narcan (Naloxone) and has had one opioid overdose reversal reported
- Sticker shock, which addresses not selling alcohol to minors, was conducted at four Haywood County retailers. This project was led by the WNC Teen Institute.

Source: Anecdotal data from coalition staff and partners

Substance Abuse Progress Highlights

Project

- An opioid task force was formed



Partners

- Law enforcement, Drugs in Our Midst, Mountain Area Recovery Center, Meridian Behavioral Health Services, Volunteers, National Safety Council, Haywood County EMS, The Mountaineer, Downtown Waynesville Association, Haywood Regional Medical Center, Mothers Against Drunk Driving



Physical Activity and Nutrition – Fitness Challenge Partners

- Angie's Dance
- Body Lyrics Belly Dance
- CrossFit 2311
- CrossFit Haywood
- CrossFit Yona
- Haywood Regional Health and Fitness Center
- Junaluska Driving Range
- Kids Kung Fu
- Maggie Mountain Fitness
- Maggie Valley Wellness (Yoga)
- MusicWorks Studio of the Performing Arts
- Raqs Beledi Bellydance Studio
- Smoky Mountain Sk8Way & Fun Zone
- Zumba with Susan
- The Fitness Connection
- The Old Amory Rec Center
- Urban Athletic Training Center
- Waynesville Recreation Center
- Waynesville Wellness





Physical Activity and Nutrition

- In Haywood County, only 6.3% of adults consume five fruits and vegetables daily (8.0% in WNC).
- The obesity rate for Haywood County is 27.5%, compared to 28.6% in NC and 29.2% in WNC.
- The rate of overweight adults in Haywood County is 61.4%, compared to 65% in WNC and 65.3% in NC.



Sources:

- 2012 PRC Community Health Survey, Professional Research Consultants, Inc. [Item 85]
- 2011 PRC National Health Survey, Professional Research Consultants, Inc.
- US Department of Health and Human Services. Healthy People 2020. December 2010. <http://www.healthypeople.gov> [Objective NW-5-9]
- Behavioral Risk Factor Surveillance System Survey Data. Atlanta, Georgia. United States Department of Health and Human Services, Centers for Disease Control and Prevention (CDC). 2010 North Carolina data.


Notes:

- Based on reported heights and weights, asked of all respondents.
- The definition of obesity is having a body mass index (BMI), a ratio of weight to height (kilograms divided by meters squared), greater than or equal to 30.0, regardless of gender.



Progress Highlights 2014

- Fitness Challenge
 - Raised- \$8,800
 - Participants- 880
- Power of Pink
 - Raised- \$19,000
 - Participants- 236



Chronic Disease - Strategies

- Goal 1- Reduce mortality from heart disease.
 - Objective: reduce the rate from 202.6 to 196.6 per 100,000 (county rate).
 - The current Haywood County rate is 194.8 per 100,000.
- Goal 2- Decrease the percentage of individuals diagnosed with type 2 diabetes
 - Objective: reduce the percentage of adults with type 2 diabetes to 8%
 - Haywood County rate is 8.5% (2009).

Source: State Center for Health Statistics (Heart Disease Deaths by County), WNC Healthy Impact Assessment (Secondary Data Workbook), Haywood County 2012 Community Health Assessment.





Chronic Disease - Data

- In WNC, 11.1% of individuals have been told by a health care professional that they have diabetes, compared to 10.4% for NC.
- In Haywood County, 62.2% of adults have been tested for diabetes in the past five years, compared to 55.6% in WNC.
- Heart disease mortality rate (per 100,000)
 - Haywood County- 194.8
 - North Carolina- 179.3



Source: <http://www.achs.state.nc.us/sch/prfbs/2012/west/D445E1E3.html>
 2012 PRC Community Health Survey, Professional Research Consultants, Inc. [Item 19] (WNC Healthy Impact Assessment)
<http://healthstats.publichealth.nc.gov/indicator/index/Categorized.html?CategorizedIndexName=7>




Progress Highlights- Chronic Disease

- Number of calls to QuitlineNC- 133
- Power of Pink raised \$1355 more than the 2013 event
- Two breast cancer forums were held in partnership with the American Cancer Society. These were first-time events, which resulted from a new partnership.



Source: NC Department of Health and Human Services Staff, Haywood Healthcare Foundation Staff

THE OFFICIAL SPONSOR OF BIRTHDAYS™



Community Outreach

- Head Start Nutrition Classes (4)- 30
- Health Fairs (2)- 350
- County Fair- 15,000
- Clyde Elementary Girls Empowerment- 76
- Haywood County Schools (staff program)- 30
- Drugs in Our Midst programs- 10 programs
- Public Health Services Division Flu Clinic- 446
- Town of Waynesville Program- 8
- Health data presentations (4)- 115
- Fruit and Vegetable Outlet surveys- 17
- Sexual Assault Awareness display- 100
- National Preparedness Awareness booth- 200
- Power of Pink- 350
- Public Health Month display- 100



North Carolina Fruit and Vegetable Outlet Inventory

Source: Event organizers and instructors



New or Expanded Initiatives

- The Western North Carolina Teen Institute conducted its first ‘Sticker Shock’ project in Haywood County. This initiative through Mountain Projects addresses not providing alcohol to underage individuals.
- A \$27,700 grant from the North Carolina Coalition Initiative (NCCI) will improve our ability to address substance abuse issues (NCDHHS funding). NCCI is administrated by the Wake Forest School of Medicine.
- A \$1000 grant from WNC Healthy Kids will allow additional promotion of the 5-2-1-Almost None message



What's Next?

Continued attention to collective action and monitoring impact



- A presentation will be made to the Board of Health and Human Services
- Copies will be provided to each county library
- The report will be added to the Haywood County and Healthy Haywood websites

Carmine Rocco, Director, Public Health Services Division, crocco@haywoodnc.net

Megan Hauser, Health Educator, mhauser@haywoodnc.net